

DATE:

PATIENT:

TARGET:

AC-PC LENGTH (mm):

Array Insertion # _____ Hemisphere: _____

Frame Coordinates

X: _____
Y: _____
Z: _____

Frame Angles

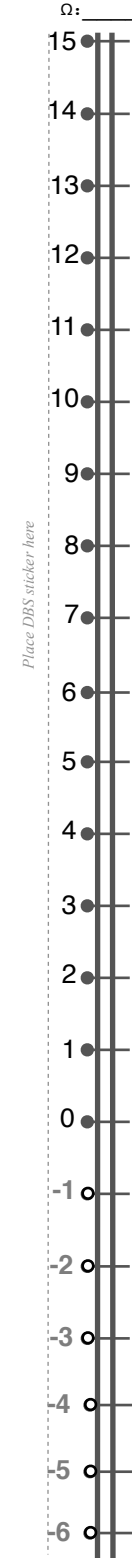
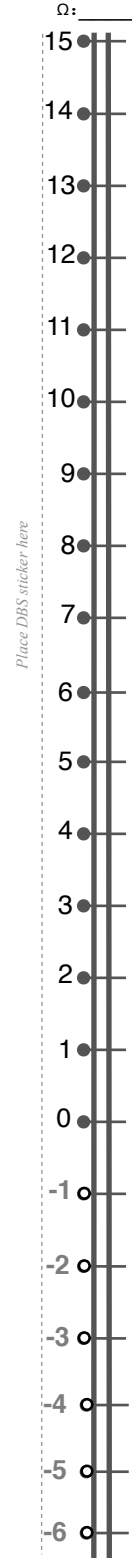
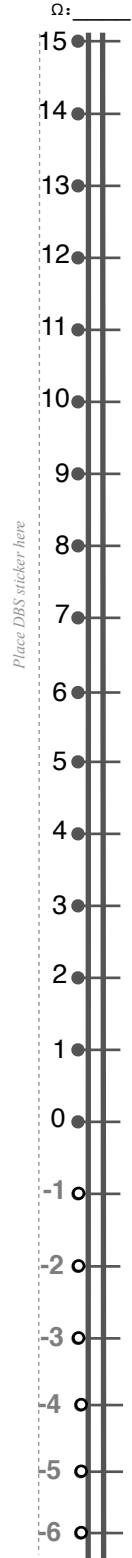
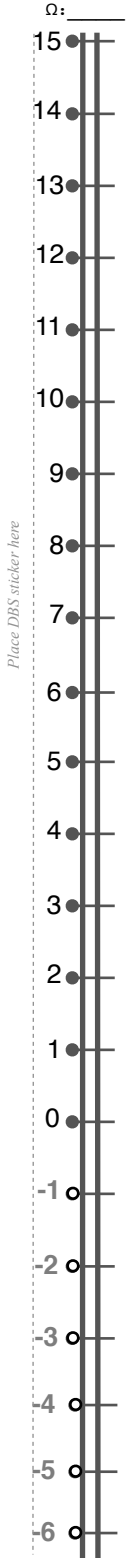
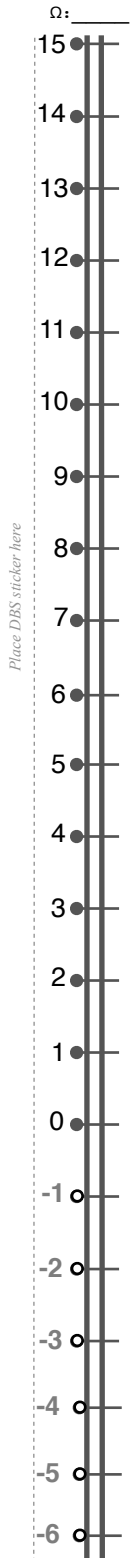
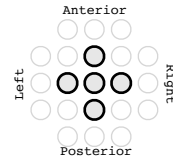
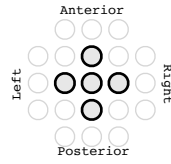
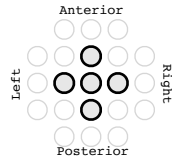
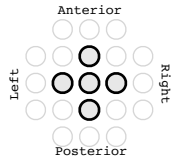
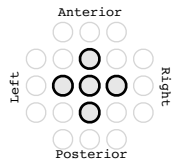
Ring: _____ °
Arc: _____ °

AC-PC Based Coordinates

Coordinates _____ Lateral: _____ mm
Relative To: _____ Ant/Post: _____ mm
AC / MCP / PC _____ Sup/Inf: _____ mm

Anatomical Angles

Lateral: _____ °
Anterior: _____ °


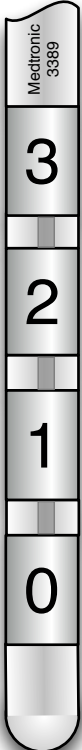


DATE:

PATIENT:

TARGET:

AC-PC LENGTH (mm):



Track # _____ Hemisphere: _____ Target: _____						Track # _____ Hemisphere: _____ Target: _____					
INTRA-OPERATIVE LEAD TESTING RESULTS						INTRA-OPERATIVE LEAD TESTING RESULTS					
Distal End of Contact 0 Placed at: _____						Distal End of Contact 0 Placed at: _____					
-	+	PW µs	Freq Hz	Amp V or mA	OBSERVATIONS	-	+	PW µs	Freq Hz	Amp V or mA	OBSERVATIONS

*tip length is approximate

ABBREVIATIONS: -: Cathode +: Anode PW: Pulse Width Freq: Frequency Amp: Amplitude
µs: milliseconds Hz: Hertz V: Voltage mA: milliamps

Brief Statement: Medtronic DBS Therapy for Parkinson's Disease, Tremor, Dystonia and Epilepsy

Medtronic DBS Therapy for Parkinson's Disease, Tremor, Dystonia, and Epilepsy: Product labeling must be reviewed prior to use for detailed disclosure of risks.

Indications:

Medtronic DBS Therapy for Parkinson's Disease: Bilateral stimulation of the internal globus pallidus (GPi) or the subthalamic nucleus (STN) using Medtronic DBS Therapy for Parkinson's Disease is indicated for adjunctive therapy in reducing some of the symptoms in individuals with levodopa-responsive Parkinson's disease of at least 4 years' duration that are not adequately controlled with medication, including motor complications of recent onset (from 4 months to 3 years) or motor complications of longer-standing duration.

Medtronic DBS Therapy for Tremor: Unilateral thalamic stimulation of the ventral intermediate nucleus (VIM) using Medtronic DBS Therapy for Tremor is indicated for the suppression of tremor in the upper extremity. The system is intended for use in patients who are diagnosed with essential tremor or parkinsonian tremor not adequately controlled by medications and where the tremor constitutes a significant functional disability.

Medtronic DBS Therapy for Dystonia: Unilateral or bilateral stimulation of the internal globus pallidus (GPi) or the subthalamic nucleus (STN) using Medtronic DBS Therapy for Dystonia is indicated as an aid in the management of chronic, intractable (drug refractory) primary dystonia, including generalized and/or segmental dystonia, hemidystonia, and cervical dystonia (torticollis), in patients seven years of age or above.

Medtronic DBS Therapy for Epilepsy: Bilateral stimulation of the anterior nucleus of the thalamus (ANT) using the Medtronic DBS System for Epilepsy is indicated as an adjunctive therapy for reducing the frequency of seizures in individuals 18 years of age or older diagnosed with epilepsy characterized by partial-onset seizures, with or without secondary generalization, that are refractory to three or more antiepileptic medications.

The Medtronic DBS System for Epilepsy has demonstrated safety and effectiveness for patients who average six or more seizures per month over the three most recent months prior to implant of the DBS system (with no more than 30 days between seizures). The Medtronic DBS System for Epilepsy has not been evaluated in patients with less frequent seizures.

Contraindications: Medtronic DBS Therapy is contraindicated for patients who are unable to properly operate the neurostimulator and, for Parkinson's disease and Essential Tremor, patients for whom test stimulation is unsuccessful. The following procedures are contraindicated for patients with DBS systems: diathermy (e.g., shortwave diathermy, microwave diathermy or therapeutic ultrasound diathermy), which can cause neurostimulation system or tissue damage and can result in severe injury or death; Transcranial Magnetic Stimulation (TMS); and certain MRI procedures using a full body transmit radio-frequency (RF) coil, a receive-only head coil, or a head transmit coil that extends over the chest area if they have an implanted Soletra™ Model 7426 Neurostimulator, Kinetra™ Model 7428 Neurostimulator, Activa™ SC Model 37602 Neurostimulator, or Model 64001 or 64002 pocket adaptor.

Warnings and Precautions: There is a potential risk of brain tissue damage using stimulation parameter settings of high amplitudes and wide pulse widths and, for Parkinson's disease and essential tremor, a potential risk to drive tremor using low frequency settings. Extreme care should be used with lead implantation in patients with an increased risk of intracranial hemorrhage. Sources of electromagnetic interference (EMI) may cause device

damage or patient injury. Theft detectors and security screening devices may cause stimulation to switch ON or OFF and may cause some patients to experience a momentary increase in perceived stimulation. The DBS System may be affected by or adversely affect medical equipment such as cardiac pacemakers or therapies, cardioverter/ defibrillators, external defibrillators, ultrasonic equipment, electrocautery, or radiation therapy. MRI conditions that may cause excessive heating at the lead electrodes which can result in serious injury, including coma, paralysis, or death, or that may cause device damage, include: neurostimulator implant location other than pectoral and abdominal regions; unapproved MRI parameters; partial system explants ("abandoned systems"); misidentification of neurostimulator model numbers; and broken conductor wires (in the lead, extension or pocket adaptor). The safety of electroconvulsive therapy (ECT) in patients receiving DBS Therapy has not been established. Tunneling the extension too superficially or too deeply may result in nerve or vascular injury, or tunneling through unintended anatomy. The lead-extension connector should not be placed in the soft tissues of the neck due to an increased incidence of lead fracture. Abrupt cessation of stimulation should be avoided as it may cause a return of disease symptoms, in some cases with intensity greater than was experienced prior to system implant ("rebound" effect). Onset of status dystonicus, which may be life-threatening, may occur in dystonia patients during ongoing or loss of DBS therapy. For Epilepsy, cessation, reduction, or initiation of stimulation may potentially lead to an increase in seizure frequency, severity, and new types of seizures. For Epilepsy, symptoms may return with an intensity greater than was experienced prior to system implant, including the potential for status epilepticus. Patients using a rechargeable neurostimulator for Parkinson's disease or Essential Tremor should check for skin irritation or redness near the neurostimulator during or after recharging, and contact their physician if symptoms persist. Loss of coordination in activities such as swimming may occur. For Parkinson's disease or essential tremor, new onset or worsening depression, suicidal ideation, suicide attempts, and suicide have been reported. For Dystonia or Epilepsy, depression, suicidal ideations and suicide have been reported, although no direct cause-and-effect relationship has been established. For Epilepsy, preoperatively, assess patients for depression and carefully balance this risk with the potential clinical benefit. Postoperatively, monitor patients closely for new or changing symptoms of depression and manage these systems appropriately. Patients should be monitored for memory impairment. Memory impairment has been reported in patients receiving Medtronic DBS Therapy for Epilepsy, although no direct cause and effect relationship has been established. The consequences of failing to monitor patients are unknown. When stimulation is adjusted, monitor patients for new or increased seizures, tingling sensation, change in mood, or confusion.

Adverse Events: Adverse events related to the therapy, device, or procedure can include intracranial hemorrhage, cerebral infarction, CSF leak, pneumocephalus, seizures, surgical site complications (including pain, infection, dehiscence, erosion, seroma, and hematoma), meningitis, encephalitis, brain abscess, cerebral edema, aseptic cyst formation, device complications (including lead fracture and device migration) that may require revision or explant, extension fibrosis (tightening or bowstringing), new or exacerbation of neurological symptoms (including vision disorders, speech and swallowing disorders, motor coordination and balance disorders, sensory disturbances, cognitive impairment, and sleep disorders), psychiatric and behavioral disorders (including psychosis and abnormal thinking), cough, shocking or jolting sensation, ineffective therapy, and weight gain or loss.

Safety and effectiveness has not been established for patients with previous surgical ablation procedures, dementia, coagulopathies, or moderate to severe depression, or patients who are pregnant. Parkinson's disease and essential tremor: safety and effectiveness has not been established for patients under 18 years or patients with neurological disease other than idiopathic Parkinson's disease or Essential Tremor. Essential tremor: safety and effectiveness has not been established for bilateral stimulation or for patients over 80 years of age. Dystonia: age of implant is suggested to be that at which brain growth is approximately 90% complete or above. Epilepsy: the safety and effectiveness of this therapy has not been established for patients without partial-onset seizures, patients who are pregnant or nursing, patients under the age of 18 years, patients with coagulopathies, and patients older than 65 years.

Humanitarian Device (Dystonia): Authorized by Federal Law as an aid in the management of chronic, intractable (drug refractory) primary dystonia, including generalized and/or segmental dystonia, hemidystonia, and cervical

dystonia (torticollis), in patients seven years of age or above. The effectiveness of the devices for treating these conditions has not been demonstrated.

USA Rx only Rev 11/19

Brief Statement for Reclaim™ DBS Therapy for OCD

Medtronic Reclaim™ DBS Therapy for Obsessive-Compulsive Disorder: Product labeling must be reviewed prior to use for detailed disclosure of risks.

Indication: The Medtronic Reclaim™ DBS Therapy is indicated for bilateral stimulation of the anterior limb of the internal capsule, AIC, as an adjunct to medications and as an alternative to anterior capsulotomy for treatment of chronic, severe, treatment-resistant obsessive-compulsive disorder (OCD) in adult patients who have failed at least three selective serotonin reuptake inhibitors (SSRIs).

Contraindications: Medtronic Reclaim™ DBS Therapy for OCD is contraindicated for patients who are unable to properly operate the neurostimulator. The following procedures are contraindicated for patients with DBS systems: diathermy (e.g., shortwave diathermy, microwave diathermy or therapeutic ultrasound diathermy), which can cause neurostimulation system or tissue damage and can result in severe injury or death; Transcranial Magnetic Stimulation (TMS); and certain MRI procedures using a full body transmit radio-frequency (RF) coil, a receive-only head coil, or a head transmit coil that extends over the chest area if the patient has an implanted Soletra™ Model 7426 Neurostimulator, Kinetra™ Model 7428 Neurostimulator, Activa™ SC Model 37602 Neurostimulator, or Model 64001 or 64002 pocket adaptor.

Warnings and Precautions:

Electroconvulsive Therapy (ECT) – The safety of ECT in patients who have an implanted deep brain stimulation (DBS) system has not been established. Induced electrical currents may interfere with the intended stimulation or damage the neurostimulation system components resulting in loss of therapeutic effect, clinically significant undesirable stimulation effects, additional surgery for system explantation and replacement, or neurological injury.

There is a potential risk of brain tissue damage and other side effects using stimulation parameter settings of high amplitudes and wide pulse widths. Extreme care should be used with lead implantation in patients with an increased risk of intracranial hemorrhage. Sources of electromagnetic interference (EMI) may cause device damage or patient injury. Theft detectors and security screening devices may cause stimulation to switch ON or OFF and may cause some patients to experience a momentary increase in perceived stimulation. The DBS System may be affected by or adversely affect medical equipment such as cardiac pacemakers or therapies, cardioverter/defibrillators, external defibrillators, ultrasonic equipment, electrocautery, or radiation therapy. The safety of somatic psychiatric therapies using equipment that generates electromagnetic interference (e.g., vagus nerve stimulation) has not been established. MRI conditions that may cause excessive heating at the lead electrodes which can result in serious injury, including coma, paralysis, or death, or that may cause device damage, include: neurostimulator implant location other than pectoral and abdominal regions; unapproved MRI parameters; partial system explants ("abandoned systems"); misidentification of neurostimulator model numbers; and broken conductor wires (in the lead, extension or pocket adaptor). Tunneling the extension too superficially or too deeply may result in nerve or vascular injury, or tunneling through unintended anatomy. The lead-extension connector should not be placed in the soft tissues of the neck due to an increased incidence of lead fracture. Abrupt cessation of stimulation may cause a return of disease symptoms in some cases with intensity greater than was experienced prior to system implant ("rebound effect").

Patients should be monitored for at least 30 minutes after a programming session for side effects, including: autonomic effects (e.g., facial flushing, facial muscle contractions, or increased heart rate), hypomania, increased disease symptoms, and sensations such as tingling, smell, or taste. During treatment, patients should be monitored closely for increased depression, anxiety, suicidality, and worsening of obsessive-compulsive symptoms. Loss of coordination in activities such as swimming may occur.

Adverse Events: Adverse events related to the therapy, device, or procedure can include intracranial hemorrhage, cerebral infarction, CSF leak, pneumocephalus, seizures, surgical site complications (including pain, infection, dehiscence, erosion, seroma, and hematoma), meningitis, encephalitis, brain abscess, cerebral edema, aseptic cyst formation, device complications (including lead fracture and device migration) that may require revision or explant, extension fibrosis (tightening or bowstringing), new or exacerbation of neurological symptoms (including vision disorders, speech and swallowing disorders, motor coordination and balance disorders, sensory disturbances, cognitive impairment, and sleep disorders), psychiatric and behavioral disorders (including psychosis and abnormal thinking), cough, shocking or jolting sensation, ineffective therapy, sensory symptoms, autonomic symptoms and weight gain or loss.

The safety and probable benefit of this therapy has not been established for patients with: Tourette's syndrome, OCD with a subclassification of hoarding, previous surgical ablation (e.g., capsulotomy), dementia, coagulopathies or who are on anticoagulant therapy, neurological disorders, and other serious medical illness including cardiovascular disease, renal or hepatic failure, and diabetes mellitus. In addition, the safety and probable benefit has not been established for these patients: those whose diagnosis of OCD is documented to be less than 5 years duration or whose YBOCS score is less than 30, who have not completed a minimum of 3 adequate trials of first and/or second line medications with augmentation, who have not attempted to complete an adequate trial of cognitive behavior therapy (CBT), who are pregnant, who are under the age of 18 years, and who do not have comorbid depression and anxiety. Physicians should carefully consider the potential risks of implanting the Reclaim DBS System in patients with comorbid psychiatric disorders (e.g., bipolar, body dysmorphic, psychotic) as the Reclaim DBS System may aggravate the symptoms.

Humanitarian Device: Authorized by Federal law for use as an adjunct to medications and as alternative to anterior capsulotomy for treatment of chronic, severe, treatment-resistant obsessive-compulsive disorder (OCD) in adult patients who have failed at least three selective serotonin reuptake inhibitors (SSRIs). The effectiveness of the devices for this use has not been demonstrated.

USA Rx Only Rev 11/19